

HMB Regulations and Requirements

Nasal/Bretache Bascinet

Bascinets with Nasal are **permitted** ONLY for Western European armour from between 1330 and 1400. Bascinets have typical shapes for this time period

The Nasal should end between lower lip and chin. A Shorter or Longer nasal is **NOT PERMITTED**.



Helmets should have: hinge connection or imitation of such connections. That would allow the Nasal to fall forward if it open. Nasal should be connected to the aventail as historically designed.

Aventail must be chain only.


Fabric aventails or chain face with fabric side fabric aventails is **NOT PERMITTED** with this kind of helmet. Aventail connections to the hidden protection should be made carefully. Recommended connections: chain rings, soft strings, strong black thread.

Heavily damaged and not properly secured aventails are **NOT PERMITTED**.

Permitted mounting methods



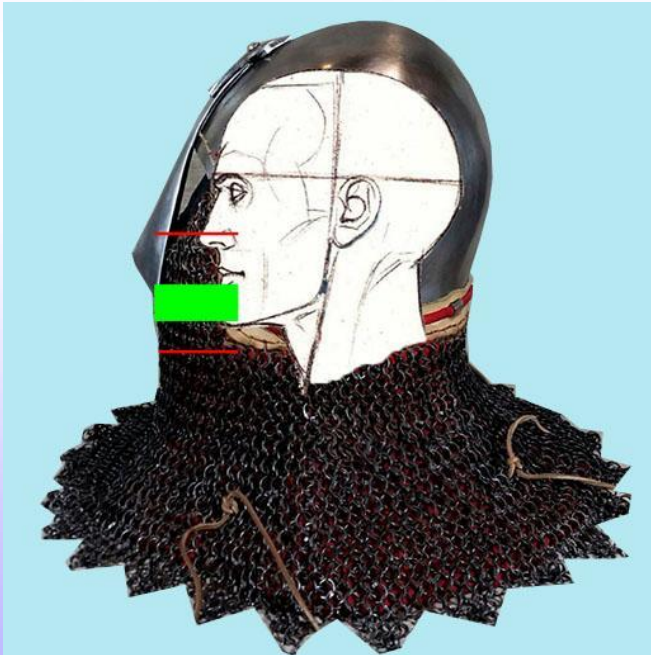
Permitted mounting methods





Forbidden method of attachment



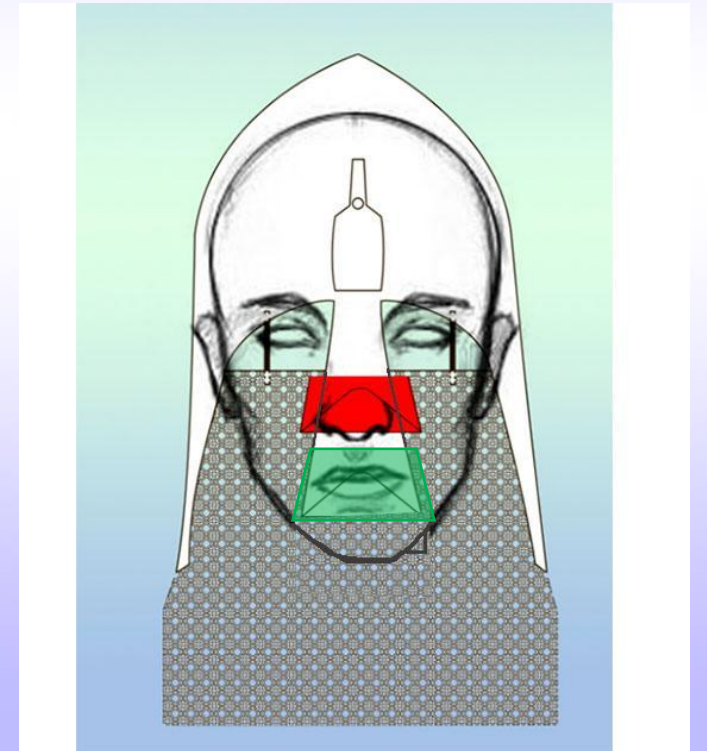


Nasal should end at chin level.

Nasal should **not** be too long

Nasal should **not** be too short

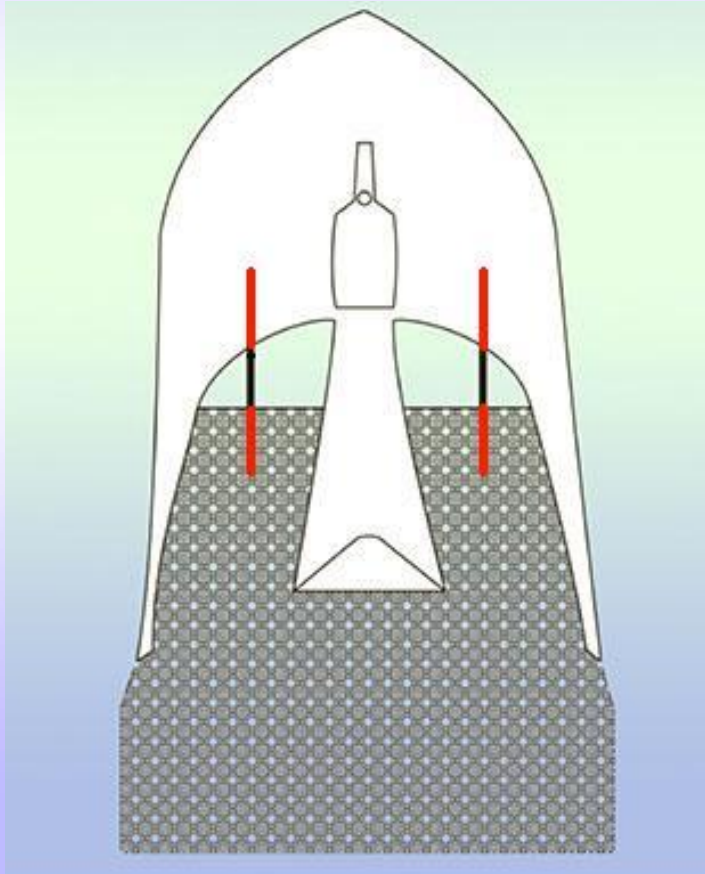
Green shows where it should end



Aventail can only be chain mail.
It is necessary to have internal quilted Aventail under the chain

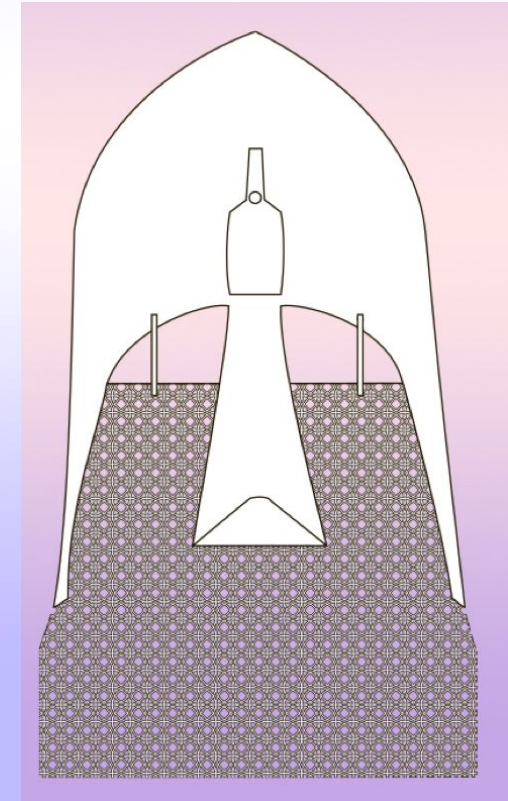
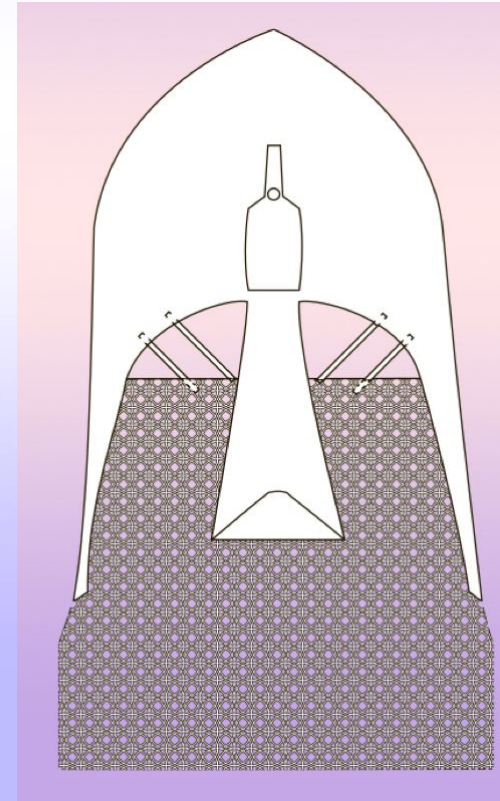


Fabric Aventail is prohibited
The combination of chain face and
fabric aventail is prohibited



Only 1 bar per eye is allowed.
The bars should be inside the helmet.
The bars should be 4 cm longer than the visible part on each side and welded from the inside of the helmet along the entire length. the bar welding line is highlighted in red.

Forbidden more than 1 bar
Forbidden Bars outside



Hidden protection and mounting methods can be any.

Hidden protection should ensure the safety of the athlete

